

International Sites : UK | Middle East/North Africa | Hong Kong | Offshore

Investments News Portfolio Tools Currencies Education About Username/email Password Login »
 Offshore Mutual Offshore Insurance ETFs Free and easy sign up » Forgotten Details »

Keyword Search

Investments UK IMA UT and OEICs / WAY Fund Managers

BOOKMARK

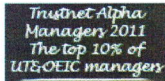
Elite Charteris Premium Income

- Funds
- News

Group factsheet Group performance Factsheet PDF Print

Advanced Search »

Overview Performance Ratios & Analysis Portfolio Breakdown Dividends Management Info



Crown Rating

★★★★

Domicile

United Kingdom

Global Sector

IMA UK Equity Income

Primary Asset Class

Equity

Currency

GBX

Jump to...

- Cumulative performance
 - Discrete performance, calendar years
 - Discrete performance, rolling 12-month periods
 - Annualised performance
 - Growth of £1000 over 3 years
- Performance figures are calculated on a bid price to bid price basis and rebased to £.

- Calculator
- Time Zone

Fund Performance

- Offshore Mutual Funds
- Offshore Insurance Funds
- Exchange Traded Funds (ETFs)

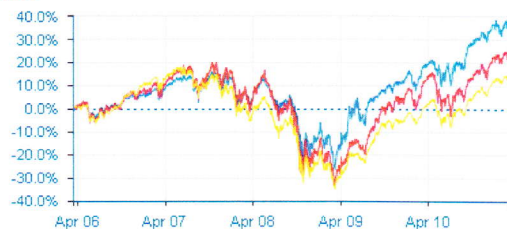
Tools

- My Portfolio
- Portfolio Scanner
- Advanced Search
- Multi-plot charting
- Fund Comparison
- Fund Ratings
- Top Quartiles

Education Centre

- Education Home
- Absolute return bonds guide
- Ethical Investment guide
- Offshore guide
- ETF guide
- Fund super market guide
- Ratio guide
- Structured product guide

Cumulative performance



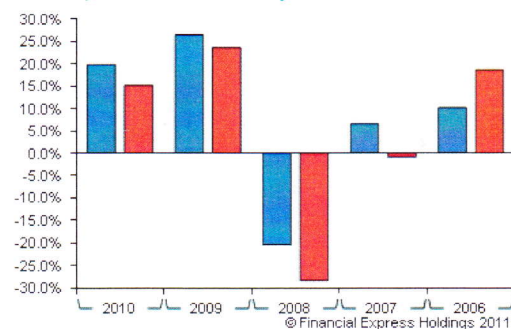
Legend: Elite Charteris Prem Inc Inc (Blue), FTSE-100 (Red), IMA UK Equity Income (Yellow)

14/03/2006 - 14/03/2011 © Financial Express Holdings 2011

Select time-period Update

Unit	Citicode	ISIN	YTD	3m	6m	1y	3y	5y
Elite Charteris Premium Income Acc	GDA1	GB00B40YYS55	-1.62	0.20	5.10	11.22	-	-
Elite Charteris Premium Income Inst Acc	KLY3	GB00B3XFCL77	-1.56	0.27	5.17	-	-	-
Elite Charteris Premium Income Inst Inc	KLY4	GB00B3R5HZ24	-4.08	-2.29	2.56	-	-	-
Elite Charteris Premium Income Inc	QM03	GB0031162380	-1.33	0.50	5.41	13.07	29.35	34.46
IMA UK Equity Income			-0.81	0.65	6.10	9.67	13.69	10.76

Discrete performance, calendar years



Total return performance of the fund rebased to 1000. Your actual return would be reduced by the cost of buying and selling the fund, and inflation.

Unit	Citicode	ISIN	2010	2009	2008	2007	2006
Elite Charteris Premium Income Acc	GDA1	GB00B40YYS55	17.40	-	-	-	-
Elite Charteris Premium Income Inst Acc	KLY3	GB00B3XFCL77	-	-	-	-	-
Elite Charteris Premium Income Inst Inc	KLY4	GB00B3R5HZ24	-	-	-	-	-
Elite Charteris Premium Income Inc	QM03	GB0031162380	19.78	26.36	-20.27	6.57	10.15
IMA UK Equity Income			15.15	23.59	-28.16	-0.85	18.60



The latest emerging market investment ideas from Hargreaves Lansdown

Download Free Guide



Revealed: Shares that could soar in 2011

Download Free Report



Stock Tips for March 2011: Inside information on what to buy/sell.

Download Free Report

Tools

Toolset

- Portfolio
- Portfolio Scanner
- Advanced Search
- Multi-plot Charting
- Fund Comparison
- Fund Ratings
- Top Quartiles

View all tools »